

**TUS ENVIRONMENTAL SCIENCE AND TECHNOLOGY
DEVELOPMENT Co., LTD.**

2020

1993 3 26
[1993]30 1993 10 11

91420000179120511T

1998 1 15
3,500 1998 2 25

TUS ENVIRONMENTAL SCIENCE AND TECHNOLOGY DEVELOPMENT Co., LTD.

77 443000
1,430,578,784

				1997 497		1997 498	
	1998	1				35,00	
139,610,000							
	1999	6	1998			1998	
			139,610,000				10
3			139,610,000	181,493,000			
2007	5		2006			2006	
			181,493,000				
10	1	10		0.20		181,493,000	
199,642,300							
				2007			
	[2008]	636		2008	7	A	30,000,000
				199,642,300		229,642,300	
2008	9		2008			2008	
							229,642,300

10	4	10	0.45	2008	6	30	
	10	4		229,642,300			413,356,140
				1,742,525	2012	1	
		413,356,140	415,098,665				
2012	5		2011			2011	
				415,098,665			

2018	5		2017		2017
	2017	12	31	1,021,841,989	
10		4.00			10 4
	1,021,841,989		1,430,578,784		
					236,947,592

10

6

10%

1

1

30

180

60

1%

7

30%

50%

30%

70%

10%

30%

50%

5,000

6

10

5

10

5

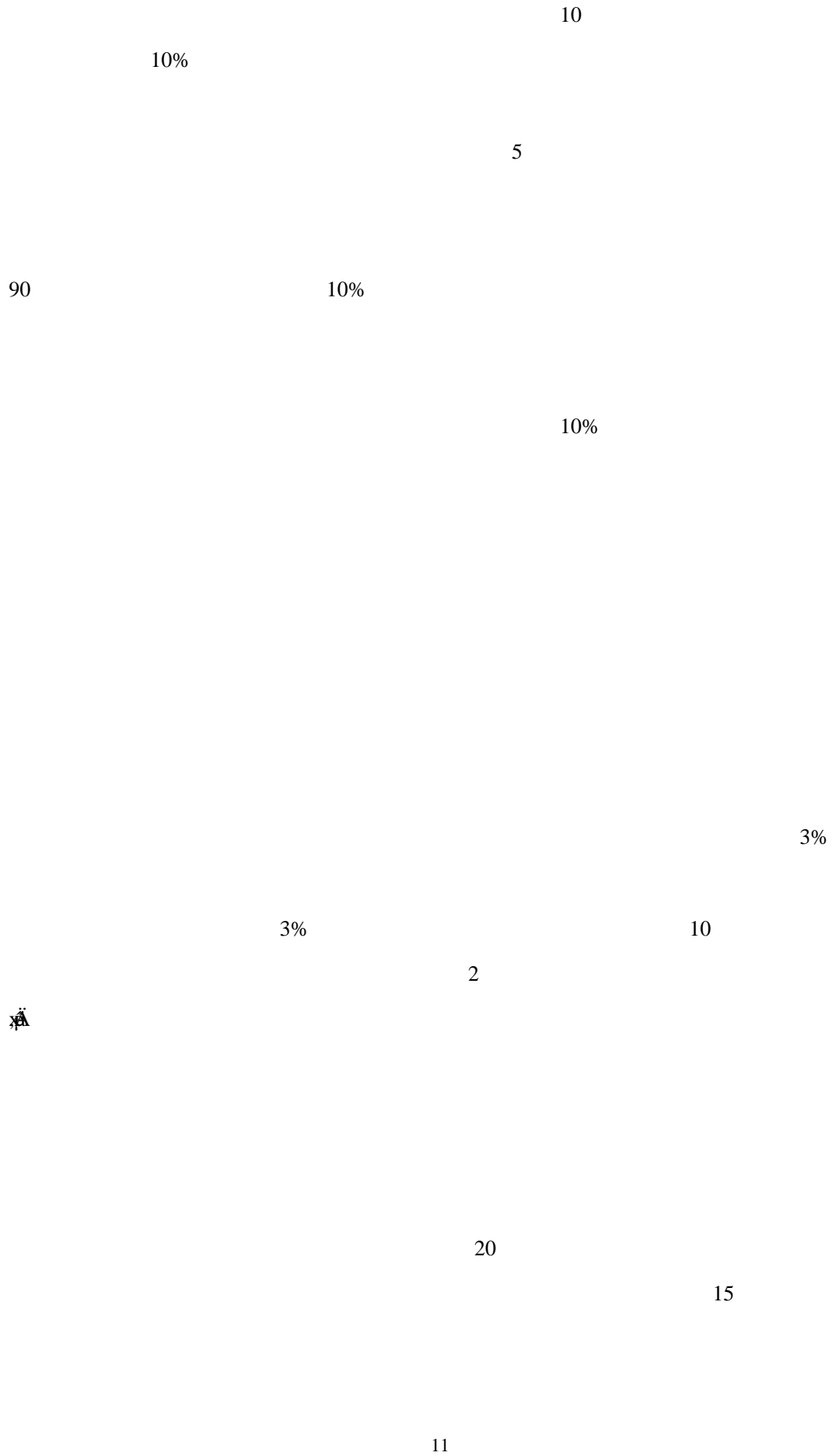
10

10%

10

5

10



3:00

9:30

3:00

2

12

10

1/2

2/3

30%

12

10

5

5

1.

2

3

16

4

15:00

15:00

1.

2

3

4

5

15

3%

3%

5

2

2

2

1/3


10

3%

10

20

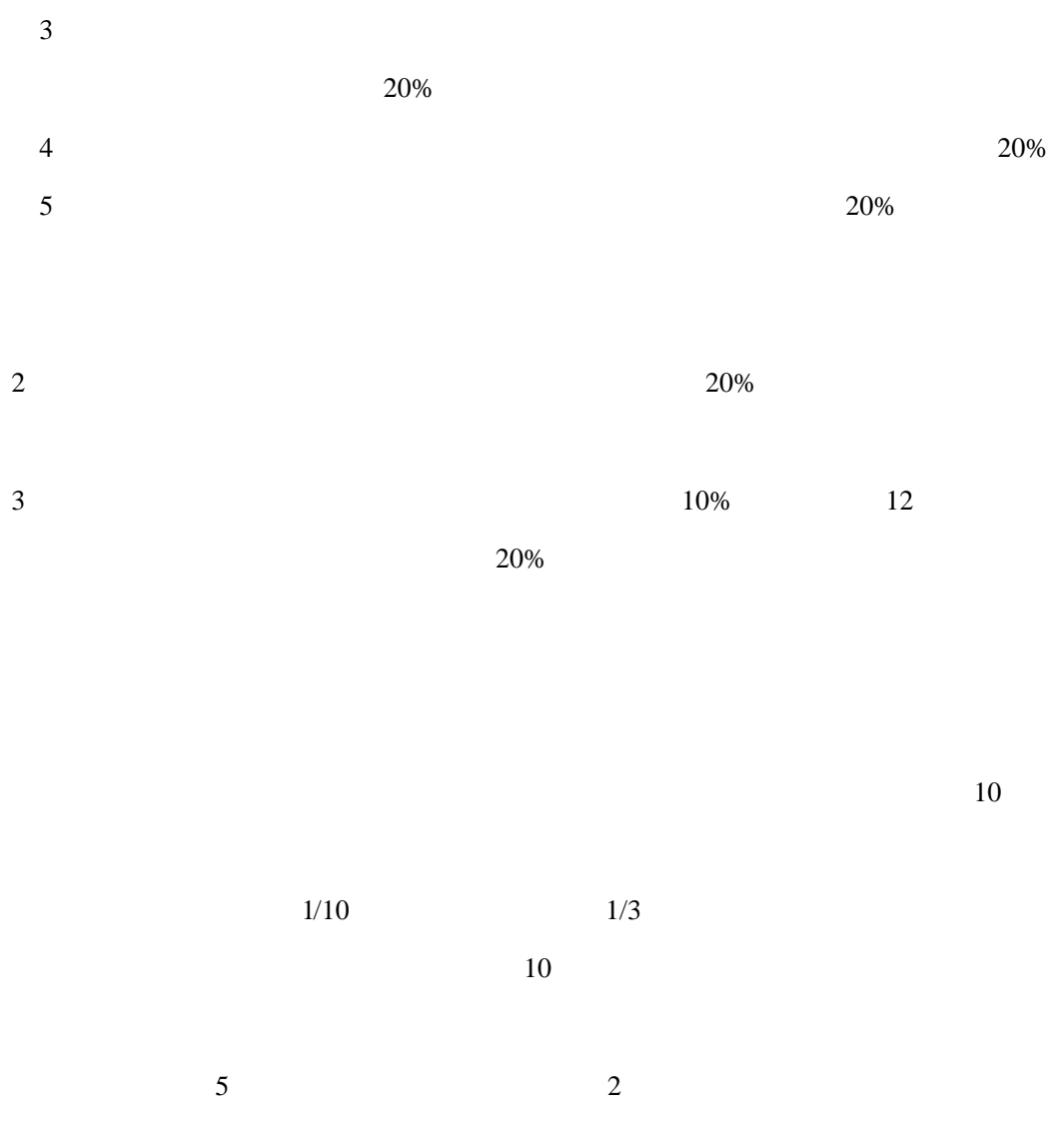
1.



5
30
300
0.5%
3,000
5%
()
6
30%
12
50%

1.

1
20%
20%
2
20%



		10%		
3				
		10%		
4				10%
5			10%	
2				30
300			0.5	
3			10%	
4			5%	12
		10%		

3

1/3

32

6

10

4

6

2

3


9

1

10%

50%

33



45

10

30

30

10%

2/3

15

38

