

**TUS ENVIRONMENTAL SCIENCE AND TECHNOLOGY  
DEVELOPMENT Co., LTD.**













2019 4 20

2019 5 28

2018

TUS-SOUND ENVIRONMENTAL RESOURCES CO., LTD.

TUS-SOUND

TUS ENVIRONMENTAL SCIENCE AND TECHNOLOGY  
DEVELOPMENT Co., LTD.

Tus EST

2019 5 28

2018

.....1

.....2

.....11

.....14

.....14

.....14

.....16

.....18

.....19

.....19

.....20

.....30

.....30

.....30

.....32

.....35

.....35

.....36

.....36

.....39

.....42

.....42

.....42

.....47

.....48

..... 158

..... 162

**.....163**

..... 163

..... 164

..... 164

**.....167**

..... 167



2019

---

---

---

---

---

---

---



2018 4 8  
50  
2018 5 3 2017  
50  
2019 4 22 2019 796  
50  
12  
24  
2019  
19 G2 112978  
50 50  
5 5  
5 3  
3  
2

2019

1

11010260000000026

AA+

AA+

**1**



0200234529027300258

010-6598 9621

11010260000000026

2012

0755-8866 8888

0755-8866 6149

518038

1093

18

0755-2598 8033

0755-2598 8122



AA+

AA+

/

1

2005

274,513.35

386,047.34

598,796.90

641,273.48

11.96%

11.59%

14.99%

15.99%

35.96%

36.60%

53.91%

58.37%

2

-45,052.73      -74,319.07      -25,642.35      -46,286.62

3

2019    3      145.48  
36.27%      96.79%

4

-366,065.37      -415,327.78      -227,790.77      -41,975.41

5

63,007.92      15,241.84      33,305.71      43,686.99  
6.51%      4.82%    4.67%    5.73%

6

---

99,643.68      142,148.96      177,610.12      37,083.71

14.41%   15.19%   16.16%   15.84%

**7**

/

3.33      1.93      1.79      1.32

**1**

EPC

70%

30%

**3**

**4**

**5**

2019 3

200

**6**

**7 PPP**

		PPP	PPP	PPP
8	1	2019		
		2019		
		2018	399.53	245.47
		61.44%	2019	34.79
				287880.00
				50000.00
				10000.00
				<b>347880.00</b>
2019		2019		
1		PPP		119,830.78
2				59,611.17
3				44,719.62
4				-
5				10,838.43
				<b>235,000.00</b>
2				
2019			20-25	

2017	8	45	2019	3	31	2019
	164.45			43.90		
3		62.52%				
9						
1						
2						

3

4

5

2018

58,345,791.93

67,155,759.84

201

**1**

#

70%  
100%  
100%  
30%

3 2017  
15%  
2017  
3 2017 15%  
2  
[2009]185  
90%  
3  
2008 1 1



45.89

2

1

PPP

2

68.44

116.13

132.29

154.67

2019 3

200

3

2017

www.szse.cn

<http://www.ccxr.com.cn/>

2019 3 31  
43.90

164.45

---

16  
MTN003

5.00 5+N

%

---

---

SCP001					
16					
MTN001	5.00	3.00	2016-01-27	2019-01-27	3.63
16					
SCP002	5.00	0.74	2016-02-19	2016-11-15	2.99
16					
MTN002	5.00	3.00	2016-03-25	2019-03-25	4.05
16					
SCP003	5.00	0.74	2016-06-03	2017-02-28	3.41
16					

2019

18 CP001	5.00	1.00	2018-01-10	2019-01-10	5.35
18 CP002	10.00	1.00	2018-03-05	2019-03-05	5.37
18 SCP002	5.00	0.74	2018-03-09	2018-12-04	5.34
18 SCP003	5.00	0.74	2018-04-11	2019-01-06	5
18 SCP004	5.00	0.74	2018-05-21	2019-02-15	6.3

2019 3 31

130.31

50

38.37%

40%







5 3      2018 4 8      2018  
2017

2

3

/

a.

b.

c.

d.

e.

f.

4

30

/



3

4

1

2

3

4

5

1993 10 11

114

443000

B 1202

101102

1,430,578,784

91420000179120511T

010 60502840

1998	1	15			1997	497		1997
498					3,500			2
25					139,610,000			13,961
		1998						13,961.00
		10	3		18,149.30		1998	
			2003	2	20			
		2003	10	12				2003
291								
10,999.3								60.61%
		2003	10	30				
		2003	10	28				
		2004	4					
		2005	4				2005	5
20								
		2006	2	10				
								100,243,000
					93,743,000			51.65%
		81,250,000						181,493,000
		2007	5		2006			2006
					181,493,000			10
1			10		0.2			
		181,493,000.00			199,642,300.00			
		103,117,300			51.65%			
		2008	7				2008	636
					3,000			4.47
			2008	7	7			3,000

---

		199,642,300		229,642,300	
2008	9		2008		
2008	.....			29,642,300	=
		10	4	10	0.45
		2008	6Z		

2013	8	29							2,665,236	
			2,665,236		646,384,776				2013 9 18	
2014	3	22							2,551,087	
			2,551,087		648,935,863				2014 3 22	
2014	5	19			2013				2013	
12	31				10	3			2014	
5	27							843,616,621		
2015	1	20								
				52					2,920,319	
				2014	12	22	2015	12	21	2014
12	9	2015	12	8						
					2,920,319			2,920,319		
846,536,940										
2015	9	21						252,179,937		
									50,774,484	
169,248,280			25,387,242		6,769,931			252,179,937		
				6%	20%	3%	0.8%	29.8%		
									15.01%	
2015	10	20			2015					
2015	11	6							2015 11 10	
2016	5	24								
									2014	





10	1.57%	22,460,431	22,460,431	-	-
----	-------	------------	------------	---	---

**1**

100%	10,000	436,791	126,995	270,158	13,632	11,009
100%	80,000	306,857	168,514	72,317	17,470	13,148
100%	38,236	158,260	88,167	131,509	20,603	17,959
100%	38,600	211,666	77,534	84,803	2,967	2,805
100%	50,000	414,901	89,120	170,869	16,911	18,086
100%	65,413	155,152	72,029	7,422	4,703	3,526
28.82%	255,000	632,633	284,931	174,918	7,486	7,328
100%	2,000	17,926	8,745	4,730	3,091	3,095
100%	17,247	79,397	32,759	33,876	6,544	6,699
100%	4,000	33,933	17,326	12,401	4,187	3,134
100%	500	14,689	3,233	12,341	2,772	2,733
100%	10,204					

---

---

---

1	255,000	28.82%
---	---------	--------

;

2	10,000	40%
---	--------	-----

3	5500	49%
---	------	-----

4	5000	16%
---	------	-----

2  
3  
4  
5



1

250,000.00

1

A 25

2

2018

(2019

022714

2019 3

	<b>2019 3 31</b>	<b>2018 12 31</b>
	5,298.12	5,173.88
	3,912.58	3,804.02
	1,385.54	1,369.86
<b>2019 1-3</b>		



2019 3 31

		%
1	6,957.00	100%
2	12,510.00	48.78
3	143,057.87	16.56
4	20,000.00	100.00
5	13,650.00	100.00
6	20,000.00	100.00
7	22,939.61	51.00
8	23,947.13	

---

---

		%
9	100,000.00	100.00
10	120,000.00	100.00
11	30,000.00	100.00
12	5,000.00	100.00
13	250,000.00	100.00
14	300,000.00	100.00
15	6,200	100.00
16	15,000.00	100.00
17	3,000.00	100.00
18	500.00	100.00
19		

---

---

2019	4	20	2021	5	2
2019	5	28	2021	5	2
2018	5	3	2021	5	2
2019	5	28	2021	5	2
2019	5	28	2021	5	2
2019	5	28	2021	5	2
2018	5	3	2021	5	2
2018	5	3	2021	5	2
2018	5	3	2021	5	2
2018	5	3	2021	5	2
2019	2	18	2021	5	2
2018	5	3	2021	5	2
2018	5	3	2021	5	2
2019	4	20	2021	5	2
2018	11	21	2021	5	2
2018	12	8	2021	5	2
2019	4	20	2021	5	2
2018	5	3	2021	5	2
2018	5	3	2021	5	2
2019	5	15	2021	5	2
2019	7	5	2021	5	2
2019	7	5	2021	5	2

2002 9

2018 12

~~12~~

1983 11

2007 5

2013 2

2013

3

/

1969

2014 3

2014 12

2015 12

2016 3

2

3

1956

1994

1978

2015 5

1980

2007

3

9

1972

/

2008 8 2016 3

2016 4

2015 4

1963

1999 5

2004 8

2018 12

1963 8

2002

1971 12

2002

**1**

---

---

---

2014 09 30

2017 04 01

---

2013 03 01

2015 05 01

---

2000 04 18

---

---

2

2018	07	24
2016	10	10
2017	01	23
2011	11	14
2016	05	11
2015	06	01
2018	02	01
2012	12	12
2015	06	01
2015	06	16
2014	04	17
2016	03	01
2006	09	01
2006	09	01
2015	12	01
2006	12	28

2019 3 31

5,000
2,000
-- -- --
<b>7,000</b>

1

1

PPP

PPP

2

3

O2O

O2O

4 BOT TOT

5

**2**

1

BOT TOT PPP

2

2019 1-3

2016-2018

---

2019	1-3	2018	2017	2016
	%	( )	%	%

---

2019		2018		2017		2016	
1-3	%		%		%		%
10,931.66	6.21	31,075.98	3.91	22,163.45	3.43%	17,117.13	3.69%
2,563.96	1.46	10,442.44	1.31	8,940.69	1.38%	7,800.12	1.68%
12,209.25	6.93	31,613.27	3.98	15,044.99	2.33%	10,049.18	2.16%
14,844.02	8.43	140,525.62	17.68	134,911.00	20.88%	128,619.59	27.71%
34,006.35	19.31	126,004.17	15.85	92,569.86	14.33	81,200.80	17.49
23,714.56	13.47	179,171.59	22.54	222,036.93	34.36	153,506.95	33.07
76,546.97	43.47	271,663.48	34.17	148,234.67	22.94	65,349.75	14.08
-	-	2,116.27	0.27	604.64	0.09	0.00	0.00
1,272.46	0.72	2,358.09	0.30	1,675.92	0.26	577.76	0.12
<b>176,089.23</b>	<b>100.00</b>	<b>794,970.92</b>	<b>100.00</b>	<b>646,182.16</b>	<b>100.00</b>	<b>464,221.28</b>	<b>100.00</b>

2019

---

---

<b>2018</b>		<b>2017</b>		<b>2016</b>	
35,940.37	3.27%	10,737.88	1.15%	2,851.66	0.41%
37,257.40	3.39%	5,248.08	0.56%	1,826.62	0.26%
<b>1,099,378.06</b>	<b>100%</b>	<b>935,838.47</b>	<b>100%</b>		

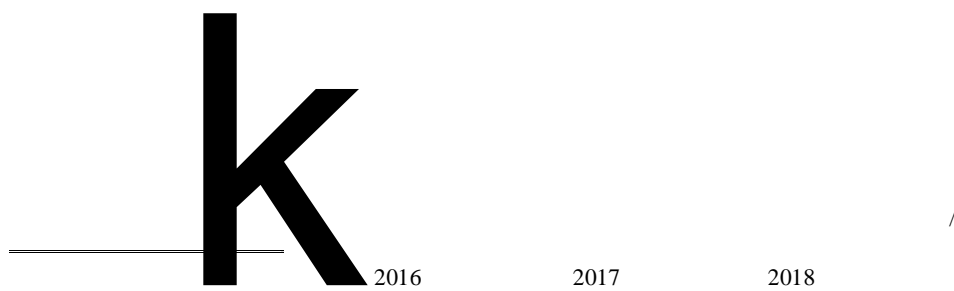
---



4

	2016	2016	2018
		2015	43.76%
2015	32.05%		
2017		21.08%	4.89%
			2018
		15.06%	
	7.37%		

1





5

MVR

2016	2018		181,753.84
198,830.49	211,313.47		2016
		2015	122.51%
			2016
			2017
			9.40%
14.00%		1.88%	
	2018		198,837.80
		6.27%	36.12%
			13.07%

1

50%

BOT EPC

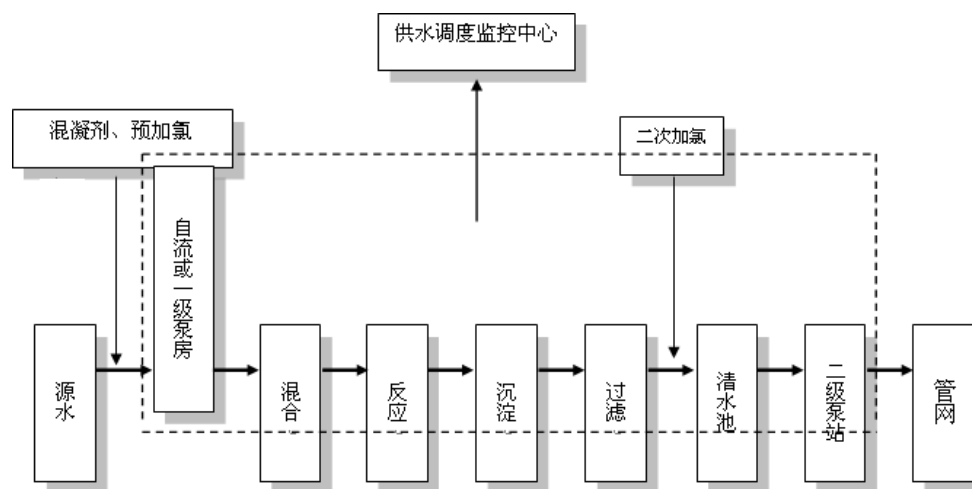
			55.32%
53.44%	40.37%	2019	
	25.20%		

6		EPC		
		2016	2018	
2015	38.57%	2015	38.12%	2016
		2016		
		2017		
2017	36.60%		44.64%	
PPP				2018
		2017		
		2018		
		23.72%	19.31%	
ú 6, 11E@ 10W) L p8\$				Ä
7				
		2015	167.72%	2015
174.78%	2017		125.39%	
		2017		
		2018		
		126.83%		



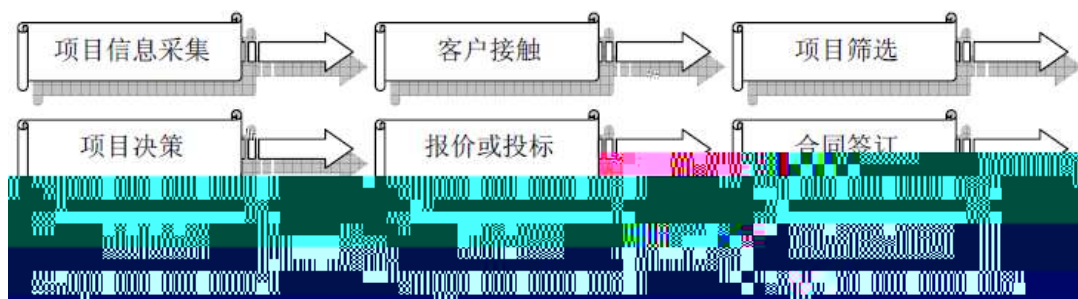


2



3

BOT





4

**7****1**

2016-2018

<b>2018</b>		
1	26,323.83	3.31%
2	21,686.05	2.73%
3	13,527.27	1.70%
4	10,116.82	1.27%
5	9,488.32	1.20%
<b>2017</b>		

3	17,182.61	2.67%
4	16,179.31	2.51%
5	9,360.36	1.45%
<b>2016</b>		
1	36,358.61	7.84%
2	30,587.27	6.60%
3	23,267.45	5.02%
4	20,305.82	4.38%
5	158,072,605.75	3.41%

## 2

## 2016-2018

<b>2018</b>		
1	20,089.06	1.83%
2	17,516.98	1.59%
3	12,891.88	1.17%
4	12,660.27	1.15%
5	11,398.58	1.04%
<b>2017</b>		

2019

1		26,354.32	22,415.39	3,938.93	20	2019.12
2	PPP	124,570.00	32,444.90	92,125.10	20	2019.6
3	PPP -	44,000.00	36,628.24	7,371.76	15	2019.6
4		40,102.00	17,502.38	22,599.62	30	2019.3
5	PPP	20,000.00	6,358.68	13,641.32	30	2019.3
6	( )-- PPP	35,601.73	5,733.32	29,868.41	30	2019.12
7	( )	90,300.51	52,819.88	37,480.63	27	2019.12
8	PPP	281,179.34	43,835.18	237,344.16	17	2020.6
9	PPP	284,814.67	91.31	284,723.36	18	2022.06
10		60,859.27	36.2	60,826.79	30	2021.6
11	PPP	52,768.21	57.39	52,710.82	22	2021.5



2019

---

---

---

	PPP	2018		106,005.38
		2018	8	45,208.8
	PPP	2018	1	73,048.23
			23	

---

---

**1**

**2**

GDP

2015 9

;

2013-2017

2013 -2017

---

---

2013 1

---

2013 2

---

2013 4

( )

2013 7

PM2.5)

(PM10

2013 9

---

2013 10

---

2013 11

10

10

2014 1

---

---

2019

---

---

---

19

2014 4

---

2014 4

16.1%

---

2015 1 1

2014 4

---

2014 5

2014

2019

---

---

2020

2015 4

---

2015 4

PPP

---

2015 9

2016 3

---

---

	( )	100
	400	
	300	
30		
		3,000
	15,000	

---

---

**1**

2.16

1



2

1

2016-2021

2,100

18.5%



3

3

1

	2017	6	2016	338
	897			
811	90.4%		563	527
	93.6%			
	334	284	85.0%	



2

2014 1 3



1

2

12

3

3

5

6

2017 8

45.89

**PPP**

PPP

PPP



1

2

3

4

5



19

ISO

20

21

22

23

24

25

26

27

1

1

1

**1**

1

2

3

4

5

6

7

8

9

10

11

12

13

30%

14

15

16

2

3

1

2

3

4

5

6

7

8

15			
16			
<b>3</b>			
		3	1
	3		
1			
2			
3			
4			
5			
6			
7			
8			
<b>4</b>			
		1	
1			
2			
3			
4			
5			
6			
7			

8

2019 3 31

2

2019 3 31

**1**



---

---

---

---

---

---

---



2019

		-	-	0.17
		-	-	0.77

	2018	2017	2016
	6.70	4.16	-
	17.61	10.53	-
	1,177.56	-	-
	141.78	-	-
	58.48	58.48	-
	13.42	-	-
/	83.97	-	-
	8.31	-	-
	25.28	-	-
	699.79	-	-
	512.64	-	-
	51.10	-	-
	24.40	-	-
	2.04	-	-
	1.35	-	-

3

400

4

1

	2018		2017		2016	
	12	31	12	31	12	31
	-	-	-	-	-	5.20
	1.81	-	-	-	-	-
	-	-	-	-	-	2,301.50
	1,304.66	-	423.77	-	1,069.11	-
	1,215.49	-	-	-	-	-
	4,153.67	-	4,153.67	-	1,130.00	-
	-	-	-	-	-	19,225.80
	42.00	-	30.00	-	-	-
	-	-	-	-	-	135.00
	180.00	-	90.00	-	-	2,348.39

2019

	0.03	0.15	-
	61.40	-	-
	53.66	-	-
	33.02	-	-
	5.45	-	-
	2.03	-	-
	7.95	-	-
	0.91	-	-
	780.55	29.04	358.86
	-	5.00	-
	-	-	25.00
	887.69	-	-
	4.56	-	-
	0.18	-	-
	2,160.00	-	-
	19,440.00	-	-

2

	<b>2018</b>		<b>2017</b>		<b>2016</b>	
	<b>12</b>	<b>31</b>	<b>12</b>	<b>31</b>	<b>12</b>	<b>31</b>
		9.43		-		-
		4.58		-		-
		5,215.20		8,105.35		2,159.87
		5.97		2,689.48		-
		78.83		84.42		-
		75.79		75.79		85.79
		15.20		11.00		28.95
		13.47		13.47		34.84
		9.13		4.24		-
		264.40				

2019

	6.06	-	-
	9,402.96	-	-
	-	2.00	-
	-	0.76	-
	-	0.23	-
	-	-	0.02
	-	-	0.36
	362.54	-	-
	4,728.72	-	-
	5,288.75	-	-

1

30  
300  
0.5%

30  
300  
0.5%

5%  
3,000

3

2

3

30

30

300

300

0.5%

4



14

2

3

4

70%

5

6

7

8

1

5

$1/3$

"



2019

								2016	12	31
2017	12	31	2018	12	31	2019	3	31		
	2016		2017		2018		2019	1-3		
		2016		2017		2018				
							2017	2-		

2019

---

2019	3	31	2018	12	31	2017	12	31	2016	12	31
	-		22,260,000.00			-			-		

---

	2019 3 31	2018 12 31	2017 12 31	2016 12 31
	300,000,000.00	300,000,000.00	300,000,000.00	-
	<b>10,805,935,157.09</b>	<b>8,796,552,126.18</b>	<b>6,226,797,828.15</b>	<b>3,368,947,213.56</b>
	<b>25,076,658,437.75</b>	<b>24,547,071,230.11</b>	<b>18,246,429,817.91</b>	<b>14,572,199,171.31</b>
	1,430,578,784.00	1,430,578,784.00	1,021,841,989.00	854,297,580.00
	1,495,500,000.00	1,994,000,000.00	1,994,000,000.00	997,000,000.00
	6,181,878,590.02	6,183,378,590.02	6,592,806,647.30	2,205,303,725.01
	103,336.82	802,395.24	-1,018,590.70	100,872.37
	514,437,021.86	514,437,021.86	491,637,636.47	409,875,802.75
	4,937,719,190.83	4,832,124,698.56	4,718,153,550.17	3,761,022,735.19
	14,560,216,923.53	14,955,321,489.68	14,817,421,232.24	8,227,600,715.32
	470,288,563.97	450,309,468.49	251,666,943.29	143,795,469.79
	<b>15,030,505,487.50</b>	<b>15,405,630,958.17</b>	<b>15,069,088,175.53</b>	<b>8,371,396,185.11</b>
	<b>40,107,163,925.25</b>	<b>39,952,702,188.28</b>	<b>33,315,517,993.44</b>	<b>22,943,595,356.42</b>

	2019 1-3	2018	2017	2016
	<b>2,341,743,114.13</b>	<b>10,993,780,615.16</b>	<b>9,358,384,719.85</b>	<b>6,916,555,472.08</b>
	2,341,743,114.13	10,993,780,615.16	9,358,384,719.85	6,916,555,472.08
	<b>2,163,474,589.42</b>	<b>10,283,590,784.48</b>	<b>7,987,664,033.85</b>	<b>5,726,430,082.62</b>
	1,760,892,300.64	7,949,709,179.57	6,461,821,565.13	4,642,212,838.75
	19,476,887.05	92,157,637.18	89,994,003.94	75,809,338.95
	41,044,662.92	257,822,801.51	155,704,264.47	117,298,830.59
	177,374,035.97	888,199,260.63	828,915,368.11	546,080,941.65
	12,268,314.56	200,518,428.10	-	-
	152,418,388.28	630,079,164.10	436,869,941.23	333,057,108.48
	-	265,104,313.39	14,358,890.97	11,971,024.20
(	-	-	--	-85,415.00
-	21,685,469.11	17,209,345.05	8,497,652.65	11,928,420.19
-	30,482.19	9,844,881.91	484,795.13	-
	32,171,375.31	75,583,898.91	66,724,506.46	-
“”	<b>232,155,851.32</b>	<b>812,827,956.55</b>	<b>1,446,427,640.24</b>	<b>1,201,968,394.65</b>
	6,700,707.91	40,704,009.75	68,324,362.26	99,207,092.35
	1,668,097.79	22,182,551.75	7,219,830.47	1,995,828.12
“”	<b>237,188,461.44</b>	<b>831,349,414.55</b>	<b>1,507,532,172.03</b>	<b>1,299,179,658.88</b>



3,096,535.37	624,208,277.79	748,378,837.12	327,570,225.83
456,423,643.44	2,593,071,837.91	4,437,846,526.72	3,827,350,590.20
<b>-419,754,113.14</b>	<b>-2,277,907,684.76</b>	<b>-4,153,277,844.49</b>	<b>-3,660,653,659.01</b>
11,550,000.00	115,479,831.00	5,595,645,208.51	1,187,409,796.87
-	115,479,831.00	39,603,846.00	7,294,000.00
2,714,000,000.00	9,406,263,625.98	4,060,800,000.00	3,827,305,440.00
1,866,025,853.81	1,192,972,099.98	2,158,000,000.00	159,236,621.19
599,000,000.00		5,500,000,000.00	6,000,000,000.00
5,190,575,853.81	10,714,715,556.96	17,314,445,208.51	11,173,951,858.06
3,456,181,840.72	8,411,904,637.45	7,976,317,746.25	5,630,839,848.98
356,417,039.14	1,210,744,260.75	715,416,970.86	501,829,706.12
1,709,743,830.40	504,958,504.10	2,377,860,660.65	325,965,430.29
5,522,342,710.26	10,127,607,402.30	11,069,595,377.76	6,458,634,985.39
<b>-331,766,856.45</b>	<b>587,108,154.66</b>	<b>6,244,849,830.75</b>	<b>4,715,316,872.67</b>
<b>-717,159.43</b>	<b>1,687,481.06</b>		





	<b>2019</b>	<b>1-3</b>	<b>2018</b>	<b>2017</b>	<b>2016</b>
	14,840.00		2,200,000.00	-	1,830.00
	-		49,321,749.17	506,108.14	-
	-		93,407,876.32	115,800,000.00	6,095,200.00
	14,840.00		163,829,625.49	116,306,108.14	6,097,030.00
	178,314.80		3,946,814.36	4,941,046.33	2,984,334.00
	114,035,000.00		1,983,606,460.00	3,094,540,660.00	1,931,335,180.51
	-		304,700,107.47	38,119,400.00	22,269,640.85
			71,587,418.90	148,060,622.33	242,600,000.00
	114,213,314.80		2,363,840,800.73	3,285,661,728.66	2,199,189,155.36
	<b>-114,198,474.80</b>		<b>-2,200,011,175.24</b>	<b>-3,169,355,620.52</b>	<b>-2,193,092,125.36</b>
	-		-	5,556,041,362.51	1,180,115,796.87
	920,000,000.00		6,083,800,000.00	1,840,000,000.00	1,800,000,000.00
	1,350,000,000.00		1,097,950,000.00	2,010,000,000.00	



**1 2018**

3

69

**1 2018**

---

---











## 2 2016

	2019 3 1-3	/2019	2018	/2018	2017	/2017	2016	/2016
	4,010,716.39		3,995,270.22		3,331,551.80		2,294,359.54	
	2,507,665.84		2,454,707.12		1,824,642.98		1,457,219.92	
	1,554,974.68		1,217,506.20		808,451.25		685,182.76	
	1,503,050.55		1,540,563.10		1,506,908.82		837,139.62	
	0.77		0.71		0.88		0.68	
	0.72		0.66		0.83		0.64	
	62.52%		61.44%		54.77%		63.51%	
	54.90%		54.24%		47.91%		58.32%	
	234,174.31		1,099,378.06		935,838.47		691,655.55	
	23,215.59		81,282.80		144,642.76		120,196.84	
	23,718.85		83,134.94		150,753.22		129,917.97	
	19,127.36		68,937.27		126,862.04		108,356.53	
	18,284.45		64,390.73		125,115.22		108,135.94	
	-25,642.35		-74,319.07		-45,052.73		-46,286.62	
	-41,975.41		-227,790.77		-415,327.78		-366,065.37	
	-33,176.69		58,710.82		624,484.98		471,531.69	
%	24.80%		27.69%		30.95%		32.88%	
EBIT	-		156,848.11		211,999.27		166,833.00	
EBITDA	-		230,446.96		256,942.73		195,939.09	
EBITDA	-		18.93%		31.78%		28.60%	
EBIT	-		2.13		3.46		4.52	
EBITDA	-		2.69		4.20		5.31	
	-		3.95%		6.92%		8.42%	

2019



2019

---

---

2019 3 31

2018 12 31

2017 12 31

2016 12 31

%

%

%



2019

---

---

	<b>2016</b>	<b>2017</b>	<b>2018</b>
	12,680.23	34,904.62	52,934
	53,326.48	83,954.93	

	2019	3	31
			361,074.18
			263,067.26
			17,132.04
			641,273.48

1	1	5.00%	5.00%
	1 2	10.00%	10.00%
	2 3	50.00%	50.00%
	3	90.00%	90.00%

2019

---

---

38,178.51	2,151.51	5.64%
188,911.63	8,907.81	4.72%
48,483.89		

---

1.29%	0.98%	1.29%					
	2016			2015		113.82%	
			2019 3			2018	31.88%
						2019 3 31	
	500			2019 3 31			
64,747.15						2019 3	
31							
				48		39,575.76	
				61.12%			
4							
						45,953.68	54,687.40
	63,555.64	72,758.11				2.00%	1.64%
1.59%	1.81%	2018				2017	16.22%

	2019	3	31	2018	12	31
			19,923.89			20,676.78
			14,373.90			9,718.33
			26,336.63			21,182.65
			9,745.56			10,637.59
			371.18			334.91
			2,006.95			0.00
			-			1,005.38
			<b>72,758.11</b>			<b>63,555.64</b>

5

19,298.08

34,023.11	108,238.40	118,055.71		
0.84%	1.02%	2.71%	2.94%	2018
2017		218.13%		

2016 5 1

2

60%                      40%

2018	12	31	2017	12	31	2016	12	31
		-			-			1,700.00
		720.00			720.00			



2019

	2019	3	31
	81,954.86	0	81,954.86
	606.93	0	606.93
	2,922.90	0	2,922.90
	668.64	0	668.64
	476.64	0	
	92.54		
	199.17	0	199.17
	86,921.68	0	86,921.68

172,450.74

227,229.96

312,114.49

2019

00

2019	3	31	8	12	31
1,018,657.40					



2019

2019		2018		2017		2016	
31	%	12 31	%	12	%	12	%
35,616.35	1.42	28,387.97	1.16	13,769.36	0.44	45	0.44
17,820.68	0.71	14,930.95	0.61	12,464.87	0.50	28	0.50
31,026.49	1.24	35,562.95	1.45	59,041.23	1.82	84	1.82
3,198.97	0.13	4,387.11	0.18	3,293.25	0.41	23	0.41
-	-	-	-	1.80	0.00		0.00
227,616.38	9.07	168,409.00	6.86	49,474.30	3.53	30	3.53
32,500.00	1.30	82,725.00	3.37	50,000.00	6.99	00	6.99
50,942.74	2.03	310,962.78	12.67	460,601.36	31.85	11	31.85
<b>1,427,072.33</b>	<b>56.91</b>	<b>1,575,051.91</b>	<b>64.16</b>	<b>1,201,963.20</b>	<b>76.88</b>	<b>5.20</b>	<b>76.88</b>
693,394.37	27.65	550,969.36	22.45	391,425.95	14.09	73	14.09
160,000.00	6.38	100,000.00	4.07	150,000.00	6.86	00	6.86
( 154,454.44	6.16	163,096.75	6.64	33,272.84	1.47%	00	1.47%
-	-	153,716.75	6.26	23,892.84	0.82	00	0.82
-	-	9,380.00	0.38	9,380.00	0.64	00	0.64
3,622.09	0.14	3,460.15	0.14	-	-		-
7,872.04	0.31	7,872.04	0.32	-	-		-
31,250.57	1.25	24,256.91	0.99	17,980.99	0.70	00	0.70
30,000.00	1.20	30,000.00	1.22	30,000.00	-		-
<b>1,080,593.52</b>	<b>43.09</b>	<b>879,655.21</b>	<b>35.84</b>	<b>622,679.78</b>	<b>23.12</b>	<b>72</b>	<b>23.12</b>
<b>2,507,665.84</b>	<b>100.00</b>	<b>2,454,707.12</b>	<b>100.00</b>	<b>1,824,642.98</b>	<b>100.00</b>	<b>1,457,219.92</b>	<b>100.00</b>

2019

311,380.90	386,880.00	13.20%	8.60%
12.69%	15.43%		
2018		2017	98.33%

2019	3	31	2018	12	31
		78,300.00			66,100.00
		248,880.00			192,880.00
		9,700.00			2,400.00
		50,000.00			50,000.90
		<b>386,880.00</b>			<b>311,380.90</b>

2

			85,705.04	60,025.30
129,108.09	127,745.87		5.88%	3.29%
5.26%	5.09%	2016	2015	121.18%
	2017		-29.96%	
	2018		115.09%	

2019	3	31	2018	12	31
		127,745.87			129,108.09
		<b>127,745.87</b>			<b>129,108.09</b>

3

			178,530.14	336,291.72
489,197.16	513,724.84		12.25%	18.43%
19.93%	20.49%			
2017		2016	88.37%	
	2018		2017	
45.47%				

2019

---

2019 3

---

---

%

---

40,100.24 8%

21,721.03 4%

---

<b>6</b>				
				464,150.11
460,601.36	310,962.78	50,942.74		31.85%
25.24%	12.67%	2.03%	2018	2017
32.49%				

<b>7</b>				
				205,277.73
391,425.95	550,969.36	693,394.37		14.09%
21.45%	22.45%	27.65%		

#

2019

---

---

-41,975.41	-227,790.77	-415,327.78	-366,065.37
-33,176.69	58,710.82	624,484.98	471,531.69
-100,866.17	-243,230.27	163,554.64	59,749.93
115,004.03	215,870.19	459,100.47	295,545.83

---

---

**1**

-46,286.62

-45,052.73

-74,319.07

-25,642.35

---

---

<b>2019</b>	<b>3</b>	<b>2018</b>	<b>/2018</b>	<b>2017</b>	<b>/2017</b>	<b>2016</b>	<b>/2016</b>
<b>/2019</b>	<b>1-3</b>						
	0.77		0.71		0.88		0.68
	0.72		0.66		0.83		0.64
	62.52%		61.44%		54.77%		

---

---

	<b>2019</b>	<b>1-3</b>	<b>2018</b>	<b>2017</b>	<b>2016</b>
	234,174.31		1,099,378.06	935,838.47	691,655.55
	19,127.36		68,937.27	126,862.04	108,356.53

---

2019		2018		2017		2016	
1-3	%		%		%		%
10,931.66	6.21	31,075.98	3.91	22,163.45	3.43%	17,117.13	3.69%
2,563.96							

---

---

<b>2019</b>	<b>1-3</b>	<b>2018</b>	<b>2017</b>	<b>2016</b>			
	%	%	%	%			
4,104.47	1.75	25,782.28	2.35	15,570.43	1.66	11,729.88	1.70

---

2019

---

---

<b>2018</b>	<b>2017</b>	<b>2016</b>
61,569.72	43,905.95	33,400.38
2,361.60	3,031.63	2,255.44
3,854.33	2,565.23	2,731.27
-54.54	247.45	-570.50
<b>63,007.92</b>	<b>43,686.99</b>	<b>33,305.71</b>

---

**3**

7,558.39      3,217.14

---

---

<b>2019 1-3</b>	<b>2018</b>
567.84	1,638.31
2,506.42	5,517.12
142.88	402.96
<b>3,217.14</b>	<b>7,558.39</b>

---

**1**

**2**

2019	3	31					1,454,776.10	
						568,256.80		39.06%
			<b>2019</b>	<b>3</b>				
	<b>1</b>	<b>1-2</b>	<b>2-3</b>	<b>3-4</b>	<b>4-5</b>	<b>5</b>		

3

1			2019	3	31
2					
	50				
3		50	2019	3	31
4		10			40
5					



2019

---

---

19	5.00	0.74	2019-8-16	2020-5-12	5.90	5.00
SCP001						

---

---

**1**

1

2019 6 1

---

---

26,116.51	4	2018	03	15
-----------	---	------	----	----

---

---

2

3.

2019 3 31

**2**

2019 3 31

# 5

"

2019

---

---

12,000.00	10,670.00	2016-9-30	2031-9-29
2,400.00	2,130.00	2016-9-30	2031-10-7
28,000.00	27,000.00	2016-10-14	2029-10-13
15,000.00	12,650.00	2016-10-25	2026-10-24
2,000.00	1,508.33	2	

2019

---

---

5,200.00	5,200.00	2018-8-31	2028-8-31
12,000.00	12,000.00	2018-9-26	2024-9-25
700.00			

---

2019

---

---

2,800.00	2,800.00	2019-2-20	2020-2-20
5,200.00	5,200.00	2019-2-27	2036-2-27
8,000.00	8,000.00	2019-2-28	2034-1-27
5,600.00	5,600.00	2019-3-5	2034-1-10
10,500.00	10,500.00	2019-3-22	2028-3-13
1,000.00	1,000.00	2019-3-26	2020-2-21

2018 5 3 2018 4 8 2017  
50

50

10

40

			10		40
2019	3	31		62.52%	65.92%
					43.09%
54.36%					

			10		40
2019	3	31		0.77	1.13



50%

70%

50

10

40

40

80%

70%



2019



10%

5

5

15

10%

/

10%

/

10%

2019

10%

/







2019

81                      1                      22

010-5902 6649

010-5902 6602

2018    5    28

1

2

3

4

1

2

3

4

10%

5

20%

6

7

8

9

10

11

12

13

14

15

16

17

18

19

5

/

6

7

8

/

/

9

1

2

3

4

10

11

12

13

14

4

2

15

16

17

1

2

2

3

4

5

3

4

5

6

7

8

9

/

/

10

11

12

13

14

15

1

2

3

16

17

18

1

2

3

4



3.4

/



## 发行人声明

根据《公司法》、《证券法》和《公司债券发行与交易管理办法》的有关规定，本公司符合公开发行绿色公司债券的条件。

法定代表人签名：



文 辉

启迪环境科技发展股份有限公司



24




# 发行人主体董事、监事、高级管理人员简历

一、董事简历

（一）董事基本情况

## 1. 董事基本情况

姓名	性别	出生年月	学历	现任职务	其他职务
王克勤	男	1963年12月	本科	董事长	无
王克勤	男	1963年12月	本科	董事长	无
王克勤	男	1963年12月	本科	董事长	无
王克勤	男	1963年12月	本科	董事长	无
王克勤	男	1963年12月	本科	董事长	无
王克勤	男	1963年12月	本科	董事长	无
王克勤	男	1963年12月	本科	董事长	无
王克勤	男	1963年12月	本科	董事长	无
王克勤	男	1963年12月	本科	董事长	无
王克勤	男	1963年12月	本科	董事长	无



2019年9月24日

## 发行人全体董事、监事、高级管理人员声明

本公司全体董事、监事及高级管理人员承诺本募集说明书及其摘要

3



2019 9 24



## 发行人全体董事、监事、高级管理人员声明

本公司全体董事、监事及高级管理人员承诺本募集说明书及其摘要不存在虚假记载、误导性陈述或重大遗漏，并对其真实性、准确性、完整性承担相应的法律责任。

全体董事签名：

\_\_\_\_\_

\_\_\_\_\_

\_\_\_\_\_




2019 年 9 月 24 日

发行人全体董事、监事、高级管理人员 吴南阳

2019年9月24日

吴南阳



2019 9 24

## 发行人全体董事、监事、高级管理人员声明

本公司全体董事、监事及高级管理人员承诺本募集说明书及其摘要不存在虚假记载、误导性陈述或重大遗漏，并对其真实性、准确性、完整性承担相应的法律责任。

全体监事签名：

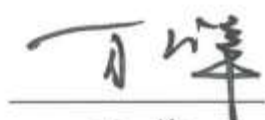


2019 9


## 发行人全体董事、监事、高级管理人员声明

本公司全体董事、监事及高级管理人员承诺本募集说明书及其摘要不存在虚假记载、误导性陈述或重大遗漏，并对其真实性、准确性、完整性承担相应的法律责任。

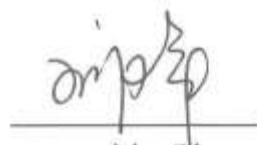
除董事外的其他高级管理人员签字：



万峰



张维娅




刘群



卫彬




张新建




秦玲



杨明勋



贺北平



袁琳

启迪环境科技发展股份有限公司

2019年9月24日



## 主承销商声明

本公司已对募集说明书及其摘要进行了核查，确认不存在虚假记载、误导性陈述或重大遗漏，并对其真实性、准确性和完整性承担相应的法律责任。

本公司承诺本募集说明书及其摘要因存在虚假记载、误导性陈述或者重大遗漏，致使投资者在证券交易中遭受损失的，与发行人承担连带赔偿责任，但是能够证明自己没有过错的除外；本募集说明书及其摘要存在虚假记载、误导性陈述或者重大遗漏，且公司债券未能按时兑付本息的，本公司承诺负责组织



2019 9 24



2019

## 会计师事务所声明

本所及签字注册会计师已阅读募集说明书及其摘要，确认募集说明书及其摘要与本所出具的报告不存在矛盾。本所及签字注册会计师对发行人在募集说明书及其摘要中引用的财务报告的内容无异议，确认募集说明书不致因所引用内容而出现虚假记载、误导性陈述或重大遗漏，并对其真实性、准确性和完整性承担相应的法律责任。

经办注册会计师签名：



胡涛



丁红远

会计师事务所负责人签名：



胡咏华

2019 9 24

---

---

---

